

NEW CREATIONS PUBLIC SCHOOL

SESSION - 2026 - 27

CLASS - 1ST HOLIDAYS HOMEWORK

"Learn while you explore, makes for a summer you'll adore!"

Some points to remember:-

- * Drink plenty of juice and water to avoid dehydration.
- * Make hand washing and hygiene a part of your routine.
- * Holiday Homework is a part of subject enrichment and will be assessed on the basis of creativity and efforts of the students.
- * It's the perfect time to enhance your speaking skills and vocabulary by conversing in English with your family and siblings.
- * Reading is essential for those who seek to rise above the ordinary.
- * Spend your quality time reading purposeful books.
- * A beautiful handwriting makes a good impression. Practice one page of English and Hindi handwriting daily.
- * Holiday homework should be your authentic creative work.
- * Originality of the work will be appreciated.
- * Holiday Homework will be submitted in paper bag as per the given schedule.
- * Homework will be assessed on the basis of neatness, creativity and originality of ideas (5 marks).

Kind attention please

- * Students must submit the Holidays Homework on 27th June 2026 (Saturday) between 8.30 am and 9.30 am to the concerned teacher.
- The school will reopen on 1st July 2026 i.e. Wednesday.
- * The school office will remain OPEN between 8.30 am – 11.30 am till 10th June 2026.
- Clear all kind of your dues (if any) at the earliest to avoid late fine and further inconvenience.

Summer vacations: 15th MAY 2026 – 30th JUNE 2026



ENJOY YOUR

VACATIONS

NEW CREATIONS PUBLIC SCHOOL

HOLIDAY HOMEWORK (2026-27)

CLASS-1ST

ENGLISH:- Read and write 10 words of each blend beautifully on A-3 size sheet according to your Roll. No:-

Bl, Pl, Cl, Fl, Gl, Sl	:	Roll No. 1 to 7
Gh, Ch, Wh, Th, Sh, Ph	:	Roll No. 8 to 15
Br, Cr, Gr, Fr, Dr, Pr	:	Roll No. 16 to 22
Sc, Sk, Sm, Sn, Sp, Sr	:	Roll No. 23 to 30

Worksheet work : Do Pg. no. 70 to 77

English Reader : Learn Lesson 1 and 2

English Grammar : Do practice of L1, 2,6 and 10

हिंदी:-

1. अमात्रिक दो, तीन, चार वर्णों के शब्दों से शब्द सीढ़ी बनाएं।
2. आ(ा), इ(ि), ई(ी), उ('ु') और ऊ ('ू') की मात्रा के 10-10 शब्द लिखकर उनके वाक्य बनाइए।
3. चित्र लेखन :- अंगूर, गाजर और बिल्ली का चित्र बनाकर पाँच पंक्तियाँ लिखिए।
4. अभ्यास पुस्तिका (worksheet) में पृष्ठ नं - 2 से 8 करें।

नोट :- दिया गया कार्य हॉलिडे होमवर्क नोटबुक में करिए ।

MATHS:- Do following work in holiday homework notebook.

- i. Write and learn Serial Counting 1 to 200 (2 times).
- ii. Write and learn Reverse Counting – 100 to 1 (2 times)
- iii. Do 10-10 sums of addition (+) and subtraction (-) of single digit (weekly).
- iv. Learn tables 2 to 5 and number names 1 to 20.
- v. **(Roll no. 1 to 14)** : Draw colourful pictures of the given shapes on A-3 size sheet.
 - A. Two circle objects.
 - B. Two triangle objects.
 - C. Two square objects.
 - D. Two rectangle objects.
- vi. **(Roll no. 15 to 30)** : Make a beautiful model of abacus.

Worksheet work : Do pg. no. 40 to 51

G.K :-

- * Cultivate your reading habit because it can only enhance the knowledge but language skill also.
- * Daily reading of short stories.
- * Paste pictures of any one topic according to your Roll. no. on A-4 size sheet.

Roll no. 1 to 7 Objects used for cleaning.

Roll. no. 8 to 14 Classical Dances.

Roll. no. 15 to 21 National symbols.

Roll. no. 22 onwards Flowers

DRAWING:-

Roll no. 1 to 7 Animal puppets (Paper bags, socks).

Roll. no. 8 to 14 Photo frame (sticks, beads etc) .

Roll. no. 15 to 21 Pencil Holder (Plastic cups, Buttons, Ribbon).

Roll. No. 22 onwards Animals (Paper plate)

COMPUTER:- Paste pictures on A-4 sheet.

Roll. No. 1 to 15 Computer and its parts.

Roll. No. 16 to 30 Computer accessories.

- Learn Q/Ans from 1 to 10 given in syllabus.

EVS :

1. Roll. No. 1 to 15 Draw sense organs on A-3 size sheet.
2. (Roll. no. 16 to 30) Make a model of Traffic light.

Note: Learn all the work which has been done in Class. Make a three-in-one separate notebook for holidays homework.

Happy Holidays





Take a printout and attempt the following sheets:-



WRITE


Writing Skills (creative writing)

English



Use words in place of pictures. Now, read the story.

A walks out of his 

He finds a  He passes a 

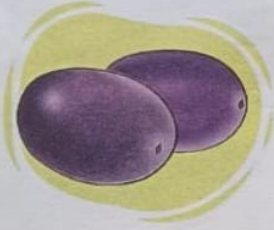
He sees himself in the water. He thinks it is another 

He wants his  The  barks loudly.

The falls into the 

हिन्दी

५ शब्दजाल के आसपास दिए चित्रों के नाम पर गोला बनाइए-



स	अ	ना	र	ति	ब	ह
क	प	न	फ	त	क	छ
छु	म	ढ	मू	ली	फ	प
आ	जा	ड	गु	ला	ब	क
ग	मु	ल	र	प	हि	या
हा	न	मृ	ग	छ	य	स
थी	घ	फ	रू	मा	ल	पे
च	ला	ल	टे	न	अ	रा



Describe Yourself.

My name is _____.

I am a _____ (girl/boy).

I am _____ years and

_____ months old.

My address is _____

My mother's name is _____

My father's name is _____

I have _____ siblings.

Paste your
picture here.

